

Scaled data based on original data using  
LM-79-08 Approved Method: Electrical and Photometric Measurements of Solid-  
State Lighting Products

Test Report Prepared for  
Cooper Lighting Solutions  
(formerly Eaton)

Brand: McGRAW-EDISON

Report Number: P386831

Luminaire Tested: **GWC-SA2C-740-U-RW**

Issue Date: 3/3/2020

**Test Information**

Test Method: LM-79-08  
Report Number: P386831  
TEST IS SCALED FROM IESNA LM-79-08 TEST DATA (G2-1903-205-7)  
Test Lab: INNOVATION CENTER  
Issue Date: 3/3/2020  
Manufacturer: COOPER LIGHTING SOLUTIONS (FORMERLY EATON)  
Product Line: MCGRAW-EDISON  
Catalog Number: GWC-SA2C-740-U-RW  
Description: GALLEON WALL LUMINAIRE  
(2) 70 CRI, 4000K, 1050mA LIGHTSQUARES WITH 16 LEDS EACH AND RECTANGULAR WIDE OPTICS  
Light Source: -  
Ballast/Driver: ELECTRONIC DRIVER

**Summary**

Lumens per Lamp: N/A  
Luminaire Lumens: 15088 lumens  
Efficiency: N/A  
Efficacy: 133.5 lumens/watt  
Luminous Opening: Rectangular (W 1' x L: 0.5' x H: 0')  
IES Classification: Type III - Short  
BUG Rating: B4 - U0 - G4

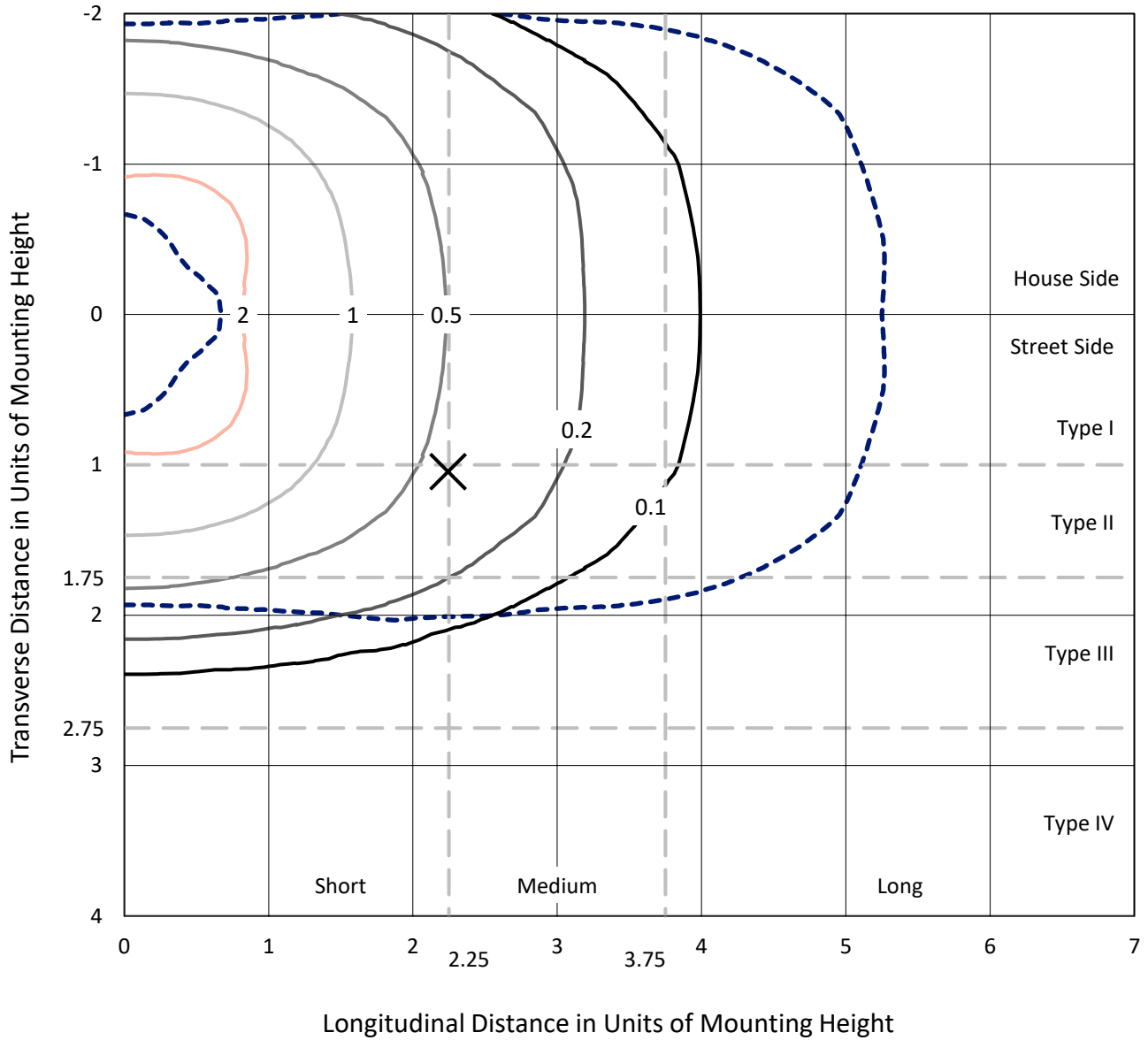
Input Watts (W): 113  
Input Voltage (V): NR  
Input Current (A<sub>in</sub>): NR  
Voltage Rise (V): NR  
Power Factor: NR  
Total Harmonic Distortion (THDi): NR  
Frequency (hertz): 60  
Stabilization Time: NR  
Operation Time: NR  
Ambient Temperature (°C): NR  
Test Distance: 24 FT



REPORT NUMBER: P386831  
 CATALOG NUMBER: GWC-SA2C-740-U-RW

### Iso-Footcandle Lines of Horizontal Illumination

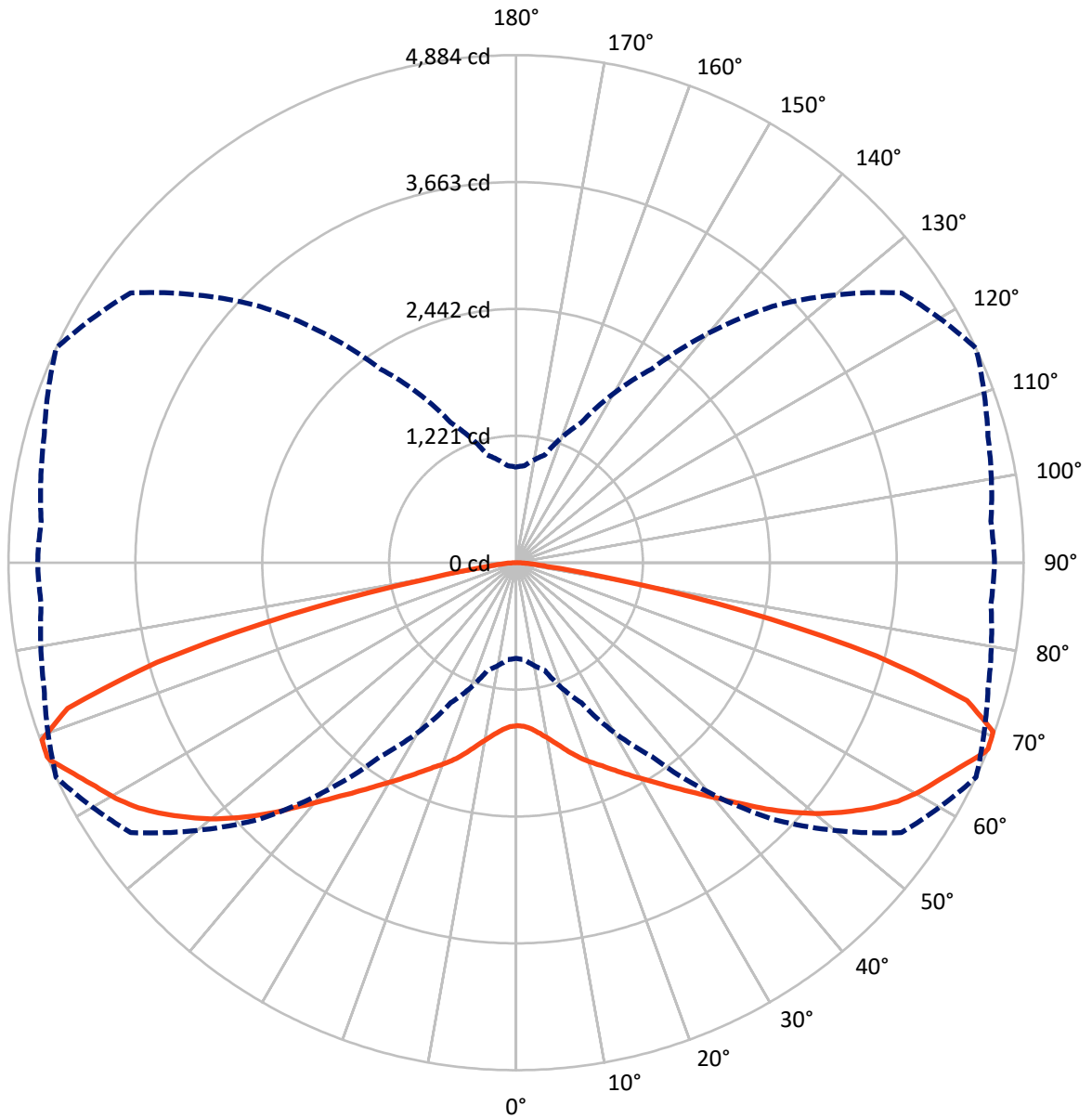
✕ Max cd  
 - - - 1/2 Max cd



Based on 25 foot mounting height. Maximum calculated value = 2.8 fc  
 Type III - Short - N/A

REPORT NUMBER: P386831  
CATALOG NUMBER: GWC-SA2C-740-U-RW

### Luminous Intensity Polar Plot



— Vertical Plane Through 65-Deg Lateral    - - - Horizontal Cone Through 68-Deg Vertical

REPORT NUMBER: P386831

CATALOG NUMBER: GWC-SA2C-740-U-RW

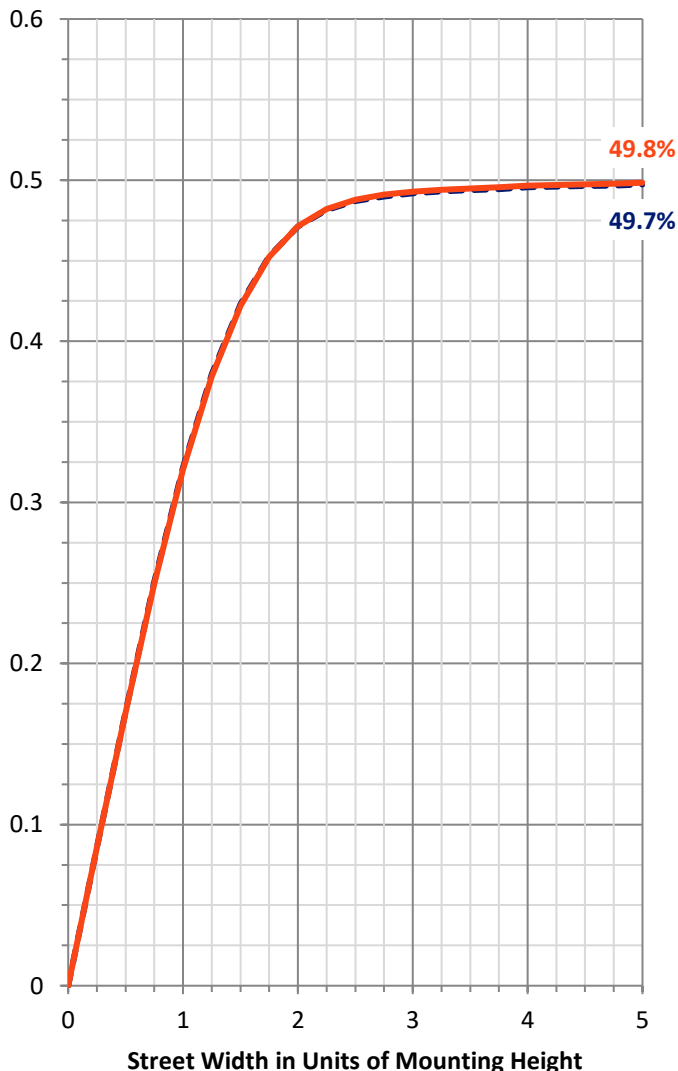
**FLUX DISTRIBUTION:**

		Downward	Upward	Total
<b>House Side</b>	Lumens	7544.0	0.0	7544.0
	% Fixture	50.0	0.0	50.0
<b>Street Side</b>	Lumens	7544.0	0.0	7544.0
	% Fixture	50.0	0.0	50.0
<b>Total</b>	Lumens	15088.0	0.0	15088.0
	% Fixture	100.0	0.0	100.0

**ZONAL LUMENS:**

Zone	Lumens	% Fixture
0°-10°	153.6	1.0
10°-20°	514.3	3.4
20°-30°	1002.8	6.6
30°-40°	1684.6	11.2
40°-50°	2654.3	17.6
50°-60°	3549.6	23.5
60°-70°	3450.7	22.9
70°-80°	1886.3	12.5
80°-90°	191.9	1.3
90°-100°	0.0	0.0
100°-110°	0.0	0.0
110°-120°	0.0	0.0
120°-130°	0.0	0.0
130°-140°	0.0	0.0
140°-150°	0.0	0.0
150°-160°	0.0	0.0
160°-170°	0.0	0.0
170°-180°	0.0	0.0
0°-90°	15088.0	100.0
0°-180°	15088.0	100.0

**Coefficient of Utilization**



REPORT NUMBER: P386831

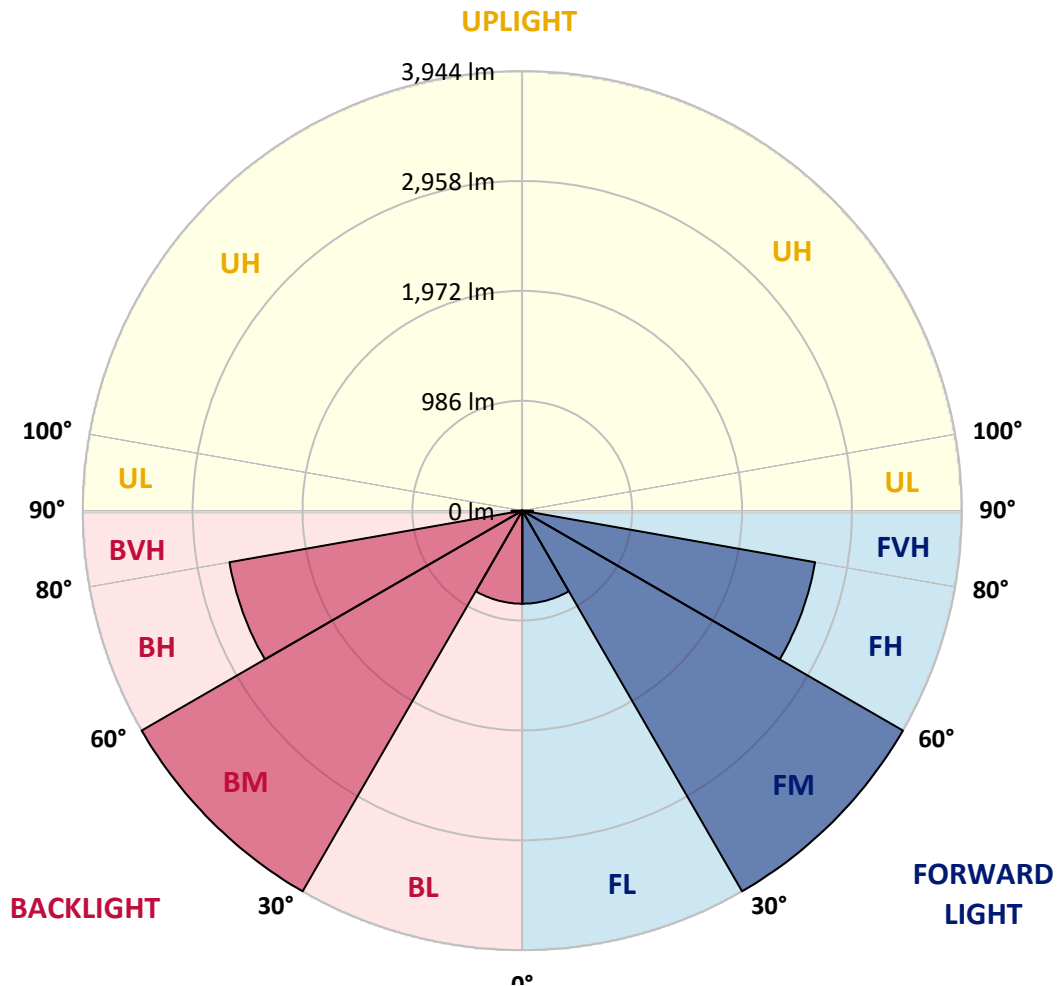
CATALOG NUMBER: GWC-SA2C-740-U-RW

**LUMINAIRE CLASSIFICATION SYSTEM LUMEN TABLE AND BUG RATING:**

Zone	Lumens	% Fixture	Zone Rating/Lumen Limit		
			B	U	G
FL (0°-30°)	835.3	5.5			
FM (30°-60°)	3944.2	26.1			
FH (60°-80°)	2668.5	17.7			G2/5000
FVH (80°-90°)	95.9	0.6			G1/100
BL (0°-30°)	835.3	5.5	B2/1000		
BM (30°-60°)	3944.2	26.1	B3/5000		
BH (60°-80°)	2668.5	17.7	B4/5000		G4/5000
BVH (80°-90°)	95.9	0.6			G1/100
UL (90°-100°)	0.0	0.0		U0/0	
UH (100°-180°)	0.0	0.0		U0/0	

**BUG Rating: B4-U0-G4**

Type III Short





REPORT NUMBER: P386831

CATALOG NUMBER: GWC-SA2C-740-U-RW

**CANDELA DISTRIBUTION (FULL):**

	0°	5°	15°	25°	35°	45°	55°	65°	75°	85°	90°
0°	1568.8	1568.8	1568.8	1568.8	1568.8	1568.8	1568.8	1568.8	1568.8	1568.8	1568.8
2.5°	1557.7	1558.2	1560.7	1563.7	1566.3	1572.8	1574.4	1576.9	1577.9	1580.4	1580.4
5°	1544.0	1545.0	1551.1	1559.2	1568.3	1584.5	1596.1	1609.3	1615.8	1622.9	1622.4
7.5°	1542.5	1545.0	1553.6	1566.8	1582.0	1608.8	1633.0	1659.4	1677.1	1693.2	1692.2
10°	1558.2	1562.2	1574.4	1594.1	1616.9	1650.2	1686.2	1721.6	1752.4	1777.2	1778.2
12.5°	1582.0	1587.0	1606.2	1636.1	1670.5	1713.5	1756.0	1795.9	1838.4	1875.4	1878.4
15°	1613.3	1619.9	1648.7	1693.2	1745.9	1797.0	1842.5	1883.5	1932.5	1983.6	1988.7
17.5°	1659.9	1669.0	1706.9	1767.1	1836.4	1892.6	1940.1	1971.0	2012.0	2064.6	2074.2
20°	1730.7	1742.3	1790.4	1862.2	1946.7	2005.4	2041.8	2048.4	2068.6	2115.7	2126.8
22.5°	1822.8	1832.9	1886.5	1972.0	2066.6	2130.3	2149.6	2123.3	2121.2	2159.2	2169.8
25°	1925.5	1934.6	1996.8	2092.9	2194.6	2264.9	2264.4	2213.3	2177.9	2207.2	2218.4
27.5°	2040.8	2055.0	2114.7	2215.8	2324.6	2393.9	2389.9	2311.0	2243.7	2251.3	2260.9
30°	2173.3	2189.0	2247.2	2349.9	2458.7	2526.5	2521.4	2417.2	2316.0	2295.8	2302.9
32.5°	2337.8	2356.5	2411.6	2512.8	2608.9	2670.1	2655.5	2532.5	2403.0	2359.0	2365.6
35°	2535.6	2546.7	2604.9	2704.5	2782.5	2824.4	2793.6	2666.1	2513.3	2460.2	2460.2
37.5°	2735.9	2744.5	2809.8	2906.4	2981.8	3004.0	2943.8	2812.3	2657.5	2582.1	2583.6
40°	2928.2	2951.4	3024.8	3123.9	3198.3	3204.4	3124.4	2979.2	2817.9	2740.0	2749.1
42.5°	3129.0	3151.8	3239.3	3351.6	3417.4	3427.5	3333.9	3166.4	2999.0	2935.7	2945.9
45°	3308.1	3326.3	3427.5	3558.0	3640.0	3666.3	3555.5	3380.9	3194.8	3133.0	3135.6
47.5°	3433.0	3456.8	3568.1	3721.9	3841.3	3881.8	3773.0	3589.9	3387.5	3312.6	3319.2
50°	3546.4	3559.0	3671.8	3839.8	3991.6	4075.0	3981.9	3796.3	3582.3	3502.9	3509.9
52.5°	3609.6	3625.8	3735.1	3910.1	4089.7	4224.3	4167.6	3981.9	3770.5	3693.1	3701.7
55°	3565.6	3577.7	3708.8	3925.8	4150.4	4316.3	4324.9	4163.6	3955.1	3887.3	3911.6
57.5°	3365.2	3380.4	3540.3	3824.6	4158.0	4378.6	4443.3	4332.0	4127.6	4072.5	4086.7
60°	3052.1	3061.7	3232.2	3551.9	4010.3	4404.4	4518.7	4469.6	4296.6	4241.5	4260.7
62.5°	2494.1	2508.3	2712.1	3140.6	3698.1	4328.0	4591.6	4583.5	4453.9	4403.4	4420.6
65°	1704.9	1729.7	1955.3	2497.1	3217.0	4094.3	4657.8	4716.0	4593.1	4529.3	4552.1
67.5°	1029.5	1047.7	1211.1	1648.7	2461.7	3622.8	4589.5	4866.8	4691.2	4588.5	4607.2
68°	920.2	936.9	1073.5	1487.9	2277.1	3489.7	4527.3	4884.0	4701.8	4587.5	4604.2
70°	556.0	567.1	658.7	919.7	1518.2	2768.3	4102.9	4869.8	4769.6	4601.7	4611.3
72.5°	362.2	365.8	380.9	472.0	775.5	1548.1	3079.4	4537.9	4871.3	4684.1	4682.6
75°	301.0	299.0	300.5	311.1	382.5	678.9	1799.5	3584.8	4643.7	4554.1	4522.2
77.5°	254.5	253.0	252.4	253.0	256.0	327.8	781.1	2233.0	3553.4	4028.5	4056.8
80°	205.9	203.9	210.5	207.4	198.3	203.9	327.3	928.8	1675.0	1802.0	1688.7
82.5°	149.7	142.2	170.5	162.4	154.8	143.7	180.6	300.0	399.7	274.2	192.7
85°	115.3	107.3	129.5	124.5	106.2	73.4	107.3	146.7	161.9	92.6	72.8
87.5°	47.0	49.6	93.6	73.9	62.2	35.4	44.0	58.7	78.9	39.5	30.4
90°	0.0	0.0	0.0	0.0	0.0	0.0	0.0	0.0	0.0	0.0	0.0

Signify Classified - Internal  
Cooper Lighting Solutions Photometric Lab  
1121 Highway 74 South  
Peachtree City, GA 30269

Scaled Data Report



Report Generated By 670245982



Signify Classified - Internal  
Cooper Lighting Solutions Photometric Lab  
1121 Highway 74 South  
Peachtree City, GA 30269

Scaled Data Report



Signify Classified - Internal  
Cooper Lighting Solutions Photometric Lab  
1121 Highway 74 South  
Peachtree City, GA 30269

Scaled Data Report



Signify Classified - Internal  
Cooper Lighting Solutions Photometric Lab  
1121 Highway 74 South  
Peachtree City, GA 30269

Scaled Data Report





--- HS — SS

Signify Classified - Internal  
Cooper Lighting Solutions Photometric Lab  
1121 Highway 74 South  
Peachtree City, GA 30269

Scaled Data Report



u

Signify Classified - Internal  
Cooper Lighting Solutions Photometric Lab  
1121 Highway 74 South  
Peachtree City, GA 30269

Scaled Data Report



(END OF REPORT)